

Mark your calendars...

# Important dates leading up to Graduation!

## The Mustang Ride Out on Monday, May 22

The 2017 PCHS Senior Academic Achievement Awards and Mustang Ride Out will be held at McCamley Field at 1 p.m. on Monday, May 22. Departmental award winners will be announced, honor cords will be presented and those students who have shown the greatest Academic Improvement will be recognized. In addition, National Merit finalists, IB Diploma candidates, Senior Athlete and Activities Award recipients will be recognized. While not all seniors will receive an award, everyone is invited to celebrate the achievements of the Class of 2017.

Also, at the senior meeting prior to the Ride Out, seniors will get details about graduation, and they will decide who they are walking with.

## Senior Exams on Tuesday, May 23 and Wednesday, May 24

The senior exams will be held during their regularly scheduled classes on Tuesday, May 23 and Wednesday, May 24. At the end of the day Wednesday, seniors stop at the Welcome Center to pick up a check-out sheet. Seniors may begin finding their teachers to sign the check-out sheet after school on Wednesday and continue this process on Thursday before school starts. If a student does not have all of his or her signatures by then, he or she must be in class Thursday.

## Senior Check-Out on Thursday, May 25

Seniors return their release slips to the principals in the Mustang Commons between 7:20-7:45 a.m. If a senior does not have his or her release slip signed by all of his or her teachers before first hour, he or she must be in class that day. (This sign-out sheet is *the* ticket to walking at graduation.)

## Senior Breakfast and Graduation Practice on Friday, June 2

**8:00 a.m. Senior breakfast in the Mustang Commons.** This event is required; seniors must be here in order to participate in the graduation ceremony.

**8:45 a.m. Graduation rehearsal** in the auditorium.

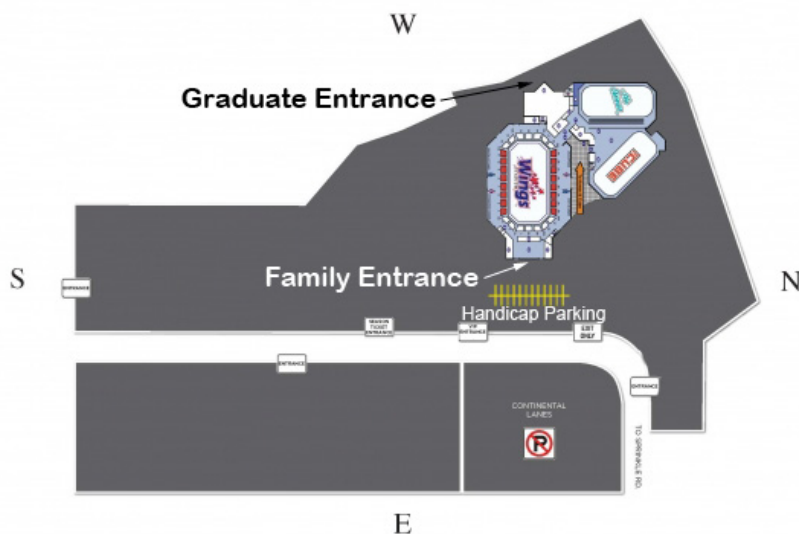
**9:30 a.m. Seniors are dismissed** to enjoy the day (...safely).

## Graduation on Friday, June 2

**6:10 p.m. Seniors, meet at Wings Stadium** for the Graduation ceremony at your designated spots in line. Take a look below to see where to park and where to enter.

**7:00 p.m. We start!**

And remember, the good folks from **Main Street Photography** will be there to take pictures of each of you as you receive your diploma. Then after graduation, you can check out your picture online and decide if you would like to order copies for yourself or for family and friends. Here is the website: [www.mainstreetportraits.com](http://www.mainstreetportraits.com).



# This is it!

## *The last steps to graduation*

### Graduation rehearsal

1. Finding your partner and lining up just like we did with the Ride Out
2. Looking at where you will walk and sit and smile at your family during Graduation
  - ✓ Use the maps so you can show your friends and family where they can park -- and where you will be sitting so they can decide where they want to sit.
  - ✓ Tell your family that there is room for everyone -- but the best seats go fast!
  - ✓ But please, out of courtesy for others, tell them not to save seats.
  - ✓ Also notice where you will pick up your packets after graduation. **Your packet has your diploma, so please don't forget it.**
  - ✓ Please ask friends and family to refrain from the use of blow horns and other noisemakers; we want to make sure all graduates and families hear their names being called.
3. Remember, the focus is on the graduate on the stage
  - ✓ Please keep toys at home and finish with the respect and class that you have always had.
  - ✓ Dress appropriately – remember, your parents and grandparents are watching.
  - ✓ This is the last time you will be together. Enjoy this special time appropriately.
4. Caps and Gowns Information and Etiquette
  - ✓ Try on your cap and gown to make sure it fits. (Your gown goes down to your mid-calf.)
  - ✓ Don't forget to put on the gold stole.
  - ✓ Hang up your gown in the bathroom; the wrinkles will steam away
  - ✓ If you lose your tassel, you need to buy a new one. But Jimmy the Josten's Guy will be at graduation in case you lose the tassel or the stole. Or you can call him at 217-6936.
  - ✓ Use good posture, walk with poise, give a firm handshake and *smile*. (Remember, we will be taking your picture and you will be able to order a copy later from Mainstreet.)
  - ✓ **Your tassels**
    - They start on the **right** side of your mortar board
    - At the end of the ceremony you will be asked to move your tassel **to your left**
  - ✓ Remember, you can decorate your mortarboard (appropriately, of course) if you like. Only the awards you received at the RideOut are to be worn during the graduation ceremony. And you can wear pins that are approved by PC clubs you belong to.
5. Coming to Wings tonight!
  - 6:10 p.m. Get dropped off *behind* Wings, where the doors are open
    - Go to the back of Zamboni Hall to pick up your card
    - Get into line, standing in your designated spot
  - 7:00 p.m. Graduation Begins!

### More on Grad Bash

- You can still register after graduation. Just come to the Mustang Commons right after graduation. Check-in starts at 9:30 p.m.
- Park in the student lot and enter the main doors by the Welcome Center.
- You will be returned to PC at the end of Grad Bash about 7 a.m.
- Please bring only yourselves; leave phones, money and everything else at home. They will have everything you need.

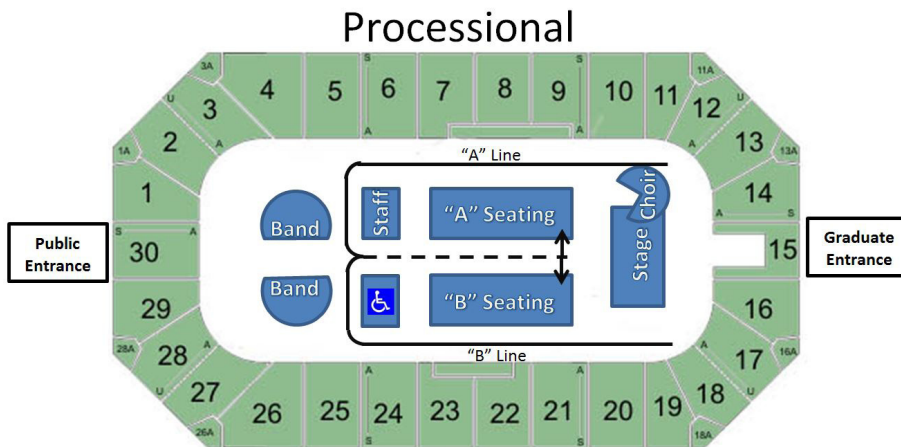
*Have a great time!*

### Finally, two thoughts:

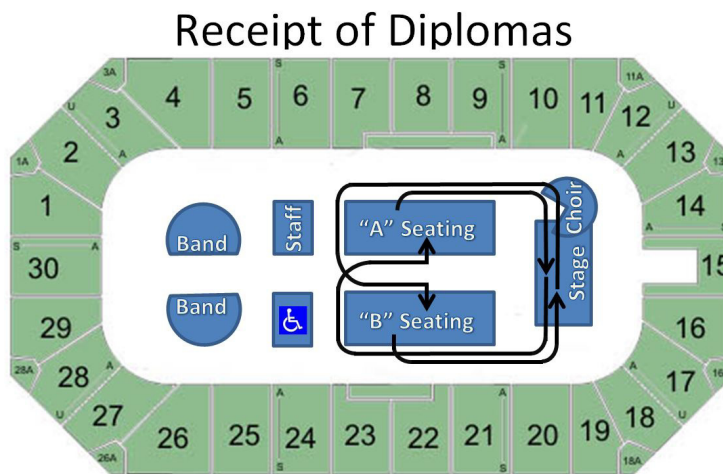
Say thank you to one person, and please be careful.

# It's as easy as one, two, three...

**One** Walking in...



**Two** Receiving what you earned...



**Three** Starting the rest of your life, with your diploma in your hand...

